


MarKiDini Cal – Part 9



Designed by:

Muis Creations

In Association with:

Kiki Dumoulin

Dini Bleijenberg

This week we are going to make Blocks 33 through 36 including some or all of the lines.

Youtube Link

made by: Tania Leis

Right handed: <https://youtu.be/2qCd4U2-bZI>

Left handed: <https://youtu.be/aesKJ3GBWfY>

Lines of the Medium and Large Blanket

<i>After Block</i>	<i>Next to Block</i>	<i>On Top of Block</i>	<i>Bind Off Row</i>
33		33	Yes
34	34		NO
35	33/35	34/35	Yes
36	36		Yes






Block 33

Rectangle

design: Marjolein

Attaching:

Count over 30 loops from the edge on top Blocks 18 & 20, join in back and pick up 30 loops and the border stitch (32 loops on the hook).
Also mark the 34th loop over for the vertical line.

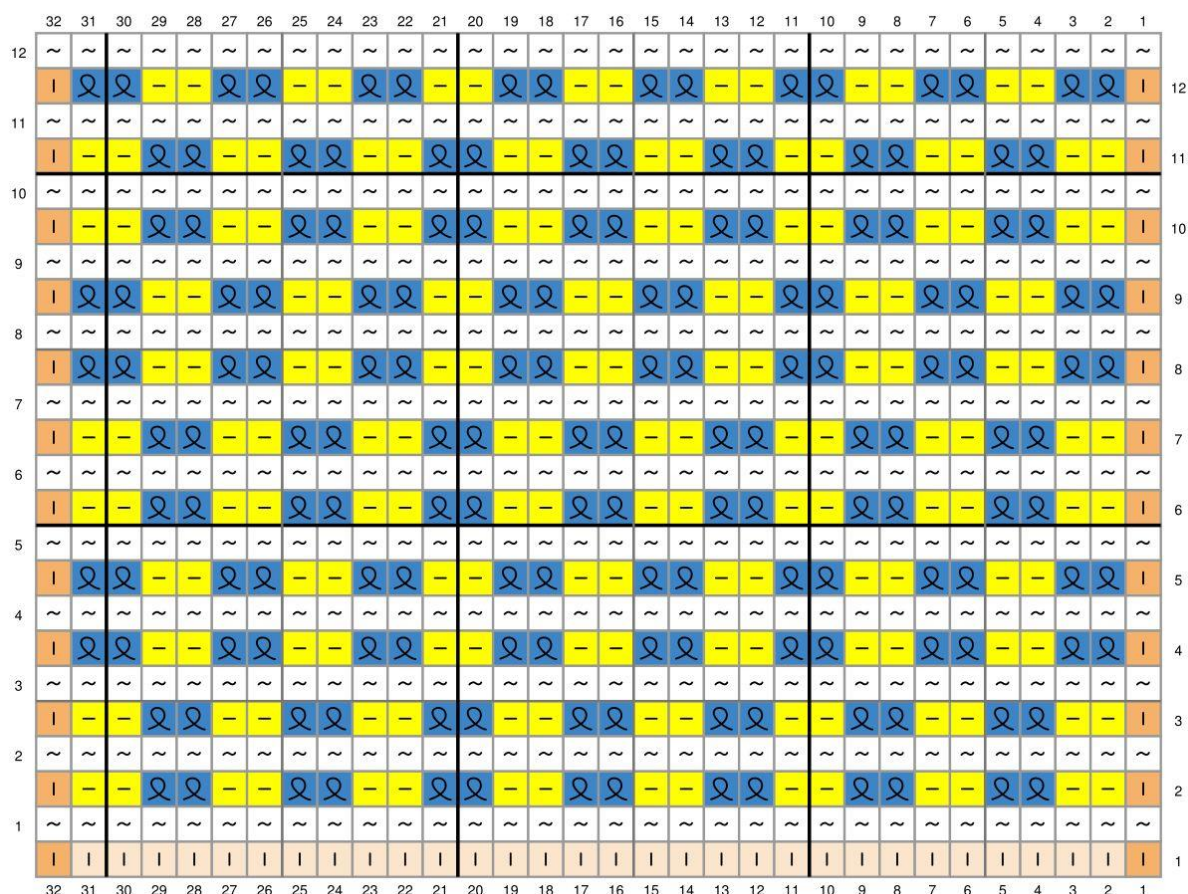
	Border / Connection loop
	TSS
	TPS
	Twisted TKS
	Return stitch

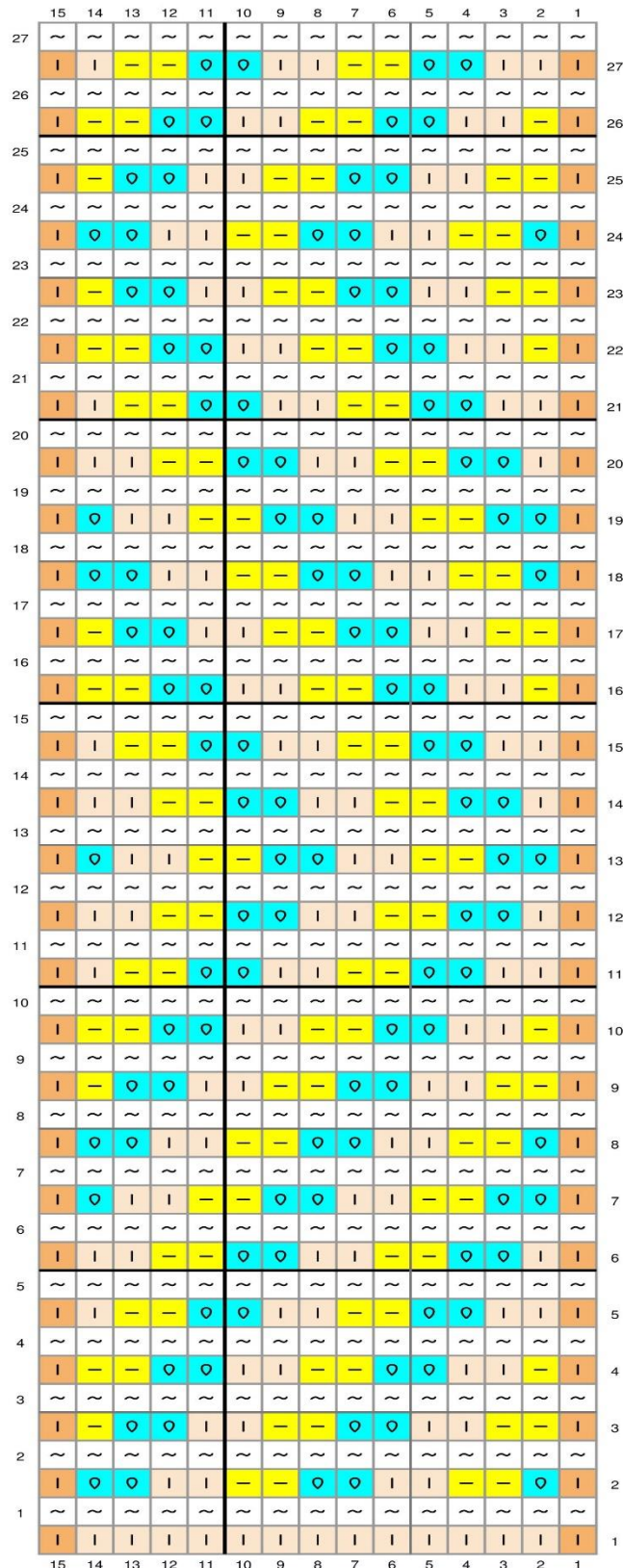

Abbreviations

TSS *Tun Simple Stitch*

TPS *Tun Purl Stitch*

TKS *Tun Knit Stitch*



**Abbreviations****TSS** Tun Simple Stitch**TPS** Tun Purl Stitch**TKS** Tun Knit Stitch
 Border / Connection loop

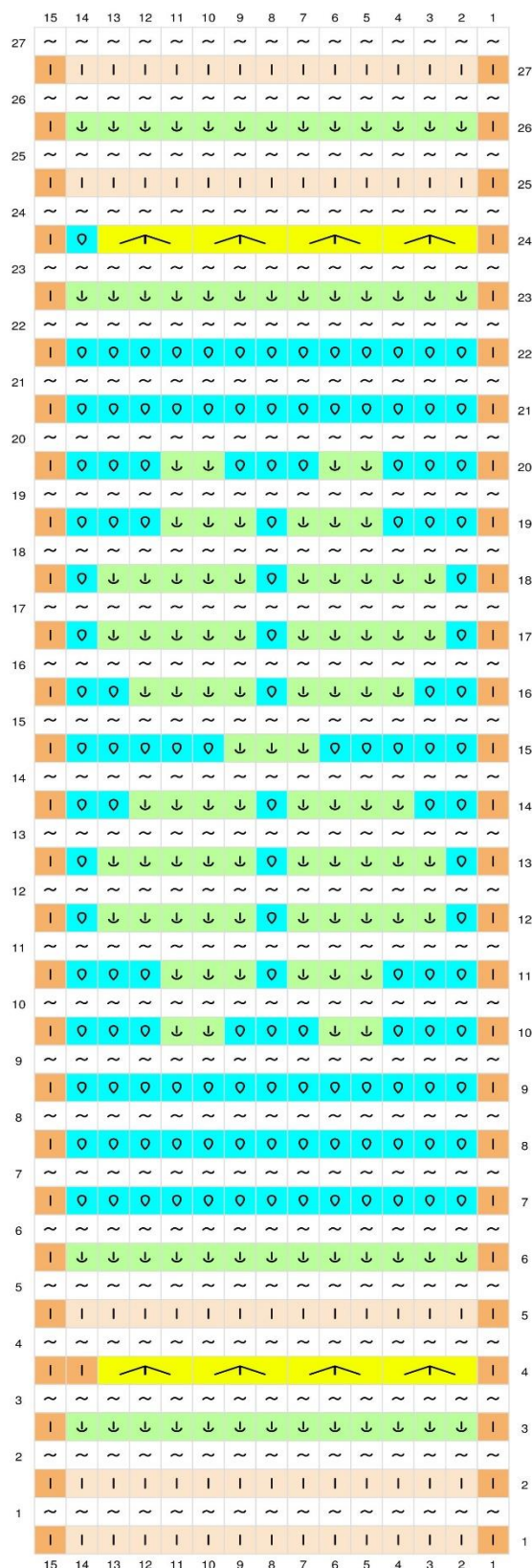
 TSS

 TPS

 TKS

 Return stitch
Attaching:

Count over 13 loops from border edge of horizontal line. And mark the 17th loop (for vertical line). Join behind first marker and pick up 13 loops plus border stitch (15 loops on the hook)

**Abbreviations**

TSS	Tun Simple Stitch
TRS	Tun Reversed Stitch



Border / Connection loop



TSS



TKS



TRS



Starstitch



Return

Star Stitch

Insert hook under the next 3 stitches and pull up a loop, yarn over, insert hook under same 3 stitches and pull up a loop.

Video Link for Star Stitch:

Star Stitch: <https://youtu.be/I6UpCvhhj0Y>

Attaching:

Join at the right border edge and pick up 13 loops

Abbreviations	
TSS	<i>Tun Simple Stitch</i>
TPS	<i>Tun Purl Stitch</i>
TKS	<i>Tun Knit Stitch</i>
YO	<i>Yarn Over</i>
TOG	<i>Together</i>
CH	<i>Chain</i>

CH 1, 2TOG














Pull through 1 loop, pull through 3 loops

2 TOG, CH 1

Pull through 3 loops, pull through 1 loop

Attaching:

Place a marker in the 5th loop from the right edge of horizontal line. Join in the back of the 5th loop, pick up 30 loops and the border stitch (32 loops on the hook)

	Border / Connection loop
	TSS
	TPS
	TKS
	Into open space
	TSS under 2 TOG
	Return stitch
	2 TOG , CH 1
	CH 1, 2 TOG
	2 TKS over 1TPS left
	2 TKS over 1 TPS right
	2 TKS over 2 TPS left
	2 TKS over 2 TPS right

